



ಬೃಹತ್ ಬೆಂಗಳೂರು ಮಹಾನಗರ ಪಾಲಿಕೆ  
Bruhat Bengaluru Mahanagara Palike



# BBMP COVID-19 WAR ROOM 11.04.2023

BBMP / COVID-19 WAR ROOM / BULLETIN – 1114/ 11.04.2023 / #BBMPfightsCOVID19



# OVERVIEW OF COVID-19 IN BENGALURU

**CASE TRENDS** ACTIVE CASES **902**

<u>Confirmed Cases</u>	<u>Recovered Cases</u>	<u>Death Cases</u>
<b>143</b> 18,81,692 <sup>#</sup>	<b>212</b> 18,63,794 <sup>#</sup>	<b>0</b> 16,996 <sup>#</sup>

**HOSPITALIZATION** **63**

<u>ICU – V</u>	<u>ICU</u>	<u>HDU</u>	<u>General</u>
-	13	1	49

INCLUDES GOVT. QUOTA AND PRIVATE WALK-IN HOSPITALIZATION

**VACCINATION** **74** 2,06,99,429<sup>#</sup>

<u>First Dose</u>	<u>Second Dose</u>	<u>Precaution Dose</u>
<b>3</b> 96,89,637 <sup>#</sup>	<b>6</b> 95,11,438 <sup>#</sup>	<b>65</b> 14,98,354 <sup>#</sup>

**TRIAGING**

**MTU**  
**5**

**Tele Triage**  
**136**

**ACTIVE CZs**

**0**

MCZs (< 5 cases)  
**0**

Clusters (> 5 cases)  
**0**

**TESTING** **3,939** 3,22,48,928<sup>#</sup>

<u>RAT</u>	<u>RTPCR</u>
<b>1,536</b>	<b>2,403</b>

Positivity :5.64%  
\*FOR LAST 7 DAYS

# : indicates cumulative numbers till date



# ABSTRACT OF COVID-19 SCENARIO IN BENGALURU



	MALE			FEMALE			TRANSGENDER			TOTAL		
	Last 24 Hours	Last 7 Days	Cumulative	Last 24 Hours	Last 7 Days	Cumulative	Last 24 Hours	Last 7 Days	Cumulative	Last 24 Hours	Last 7 Days	Cumulative
<b>Positive Cases</b>	80	516	11,09,360	63	437	7,72,136	0	0	196	143	953	18,81,692
<b>Recovered Cases</b>	114	485	10,96,530	98	397	7,66,134	0	0	187	212	882	18,63,794
<b>Death Cases</b>	0	0	10,765	0	0	6,227	0	0	4	0	0	16,996
<b>Total Tests Done</b>	<b>In Last 24 hrs. : 3,939</b>			<b>In last 7 days : 16,897</b>			<b>Cumulative : 3,22,48,928</b>					
<b>Vaccine Doses Administered</b>	<b>In Last 24 hrs. : 74</b>			<b>In last 7 days : 892</b>			<b>Cumulative : 2,06,99,429</b>					
<b>ACTIVE CASES</b>									<b>902</b>			

\*Covid deaths occurred today : 00 | Covid deaths occurred beyond last 24hrs., reported today : 00

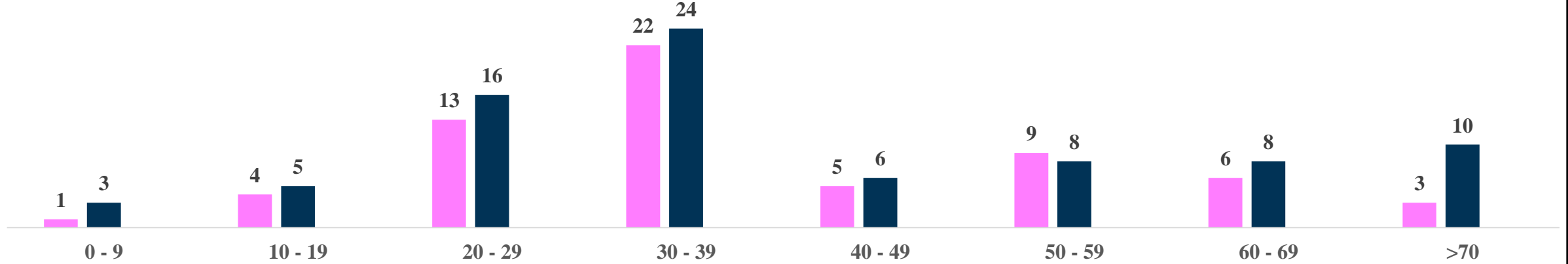


# LAST 24 HOURS AGE GROUP AND GENDER WISE DISTRIBUTION

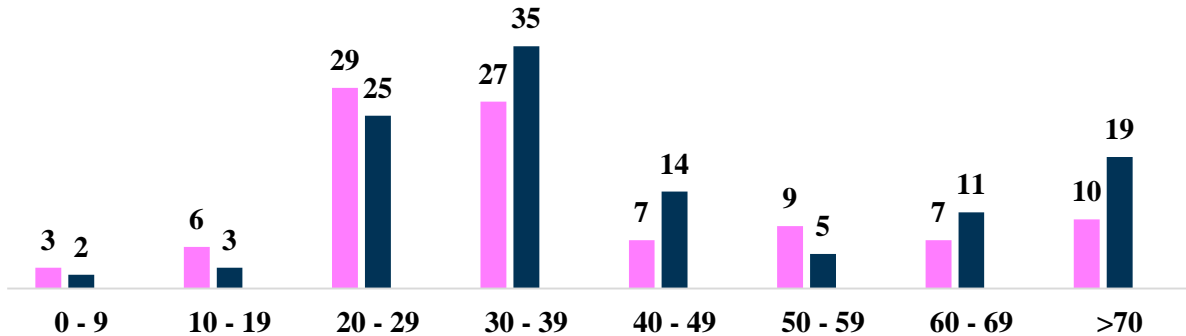


## Positive Cases : 143

Female Male Transgender



## Recovered Cases : 212



## Death Cases : 0

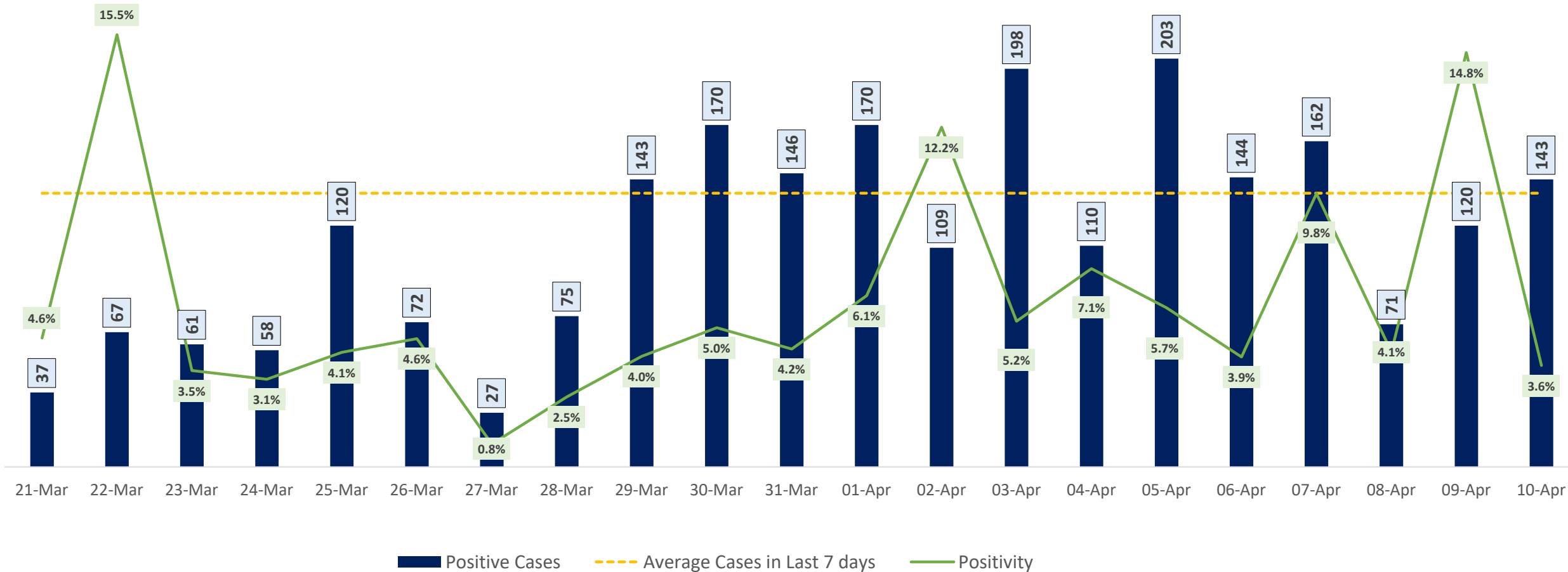
0 to 9 10 to 19 20 to 29 30 to 39 40 to 49 50 to 59 60 to 69 >=70



# POSITIVITY RATE OF BENGALURU – LAST 21 DAYS



Average Cases in Last 7 days : 136

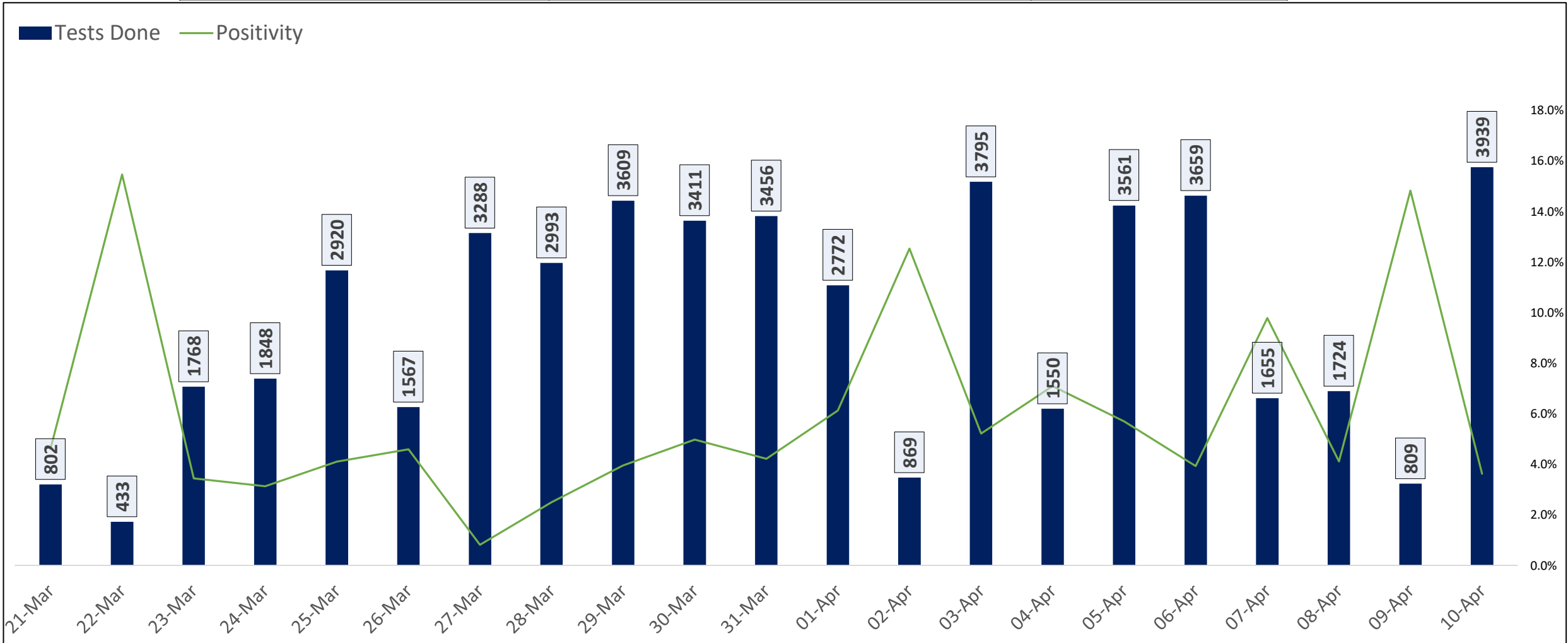




# TESTING TRENDS IN BENGALURU



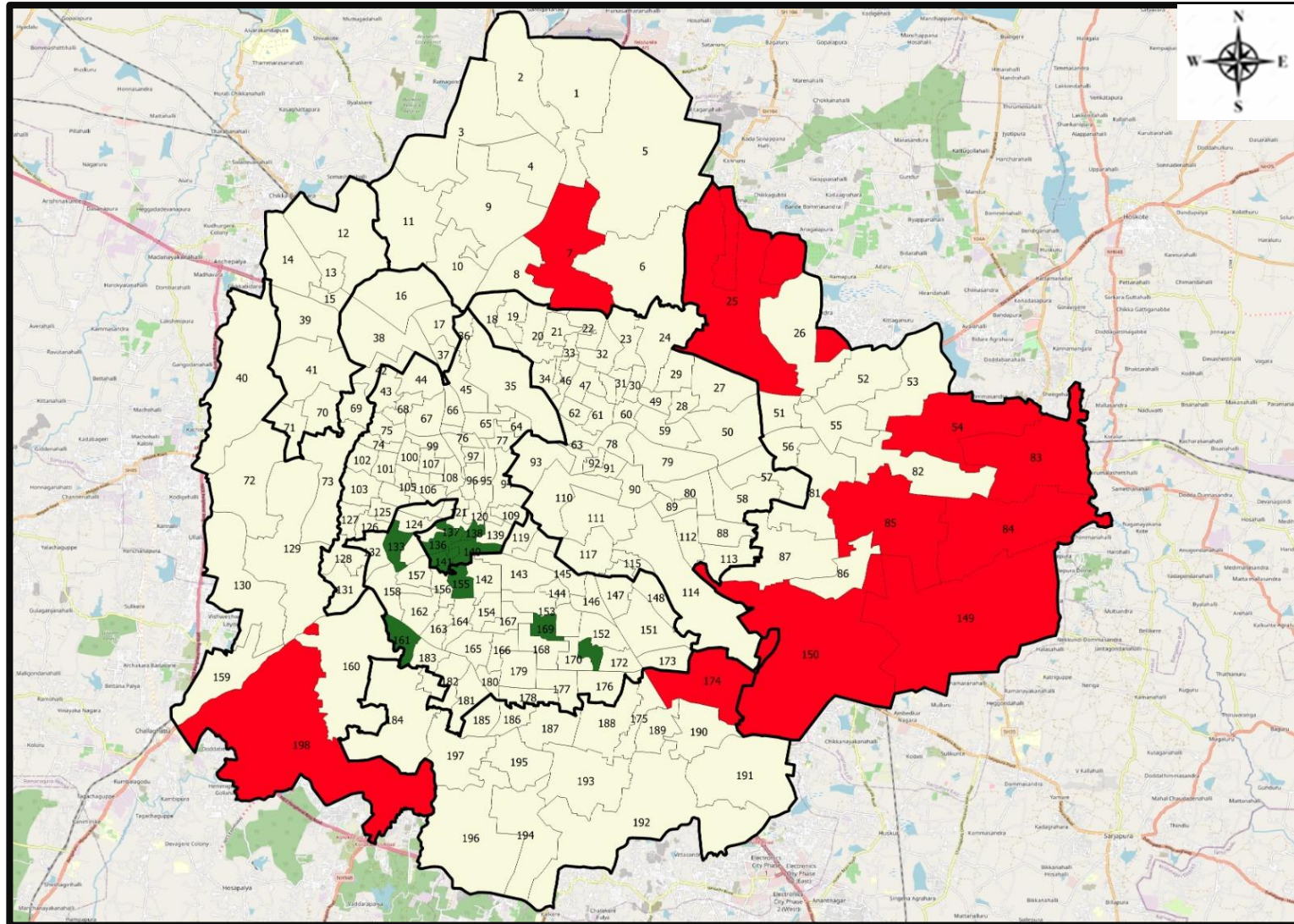
Total Test Conducted Till Date	Test Conducted Last 24 hours	Last 7 Days Average
3,22,48,928	3,939	2,414







# BENGALURU URBAN MAP SHOWING TREND OF POSITIVE CASES IN LAST 7 DAYS



### Top 10 wards reporting highest number of positive cases in last 10 days

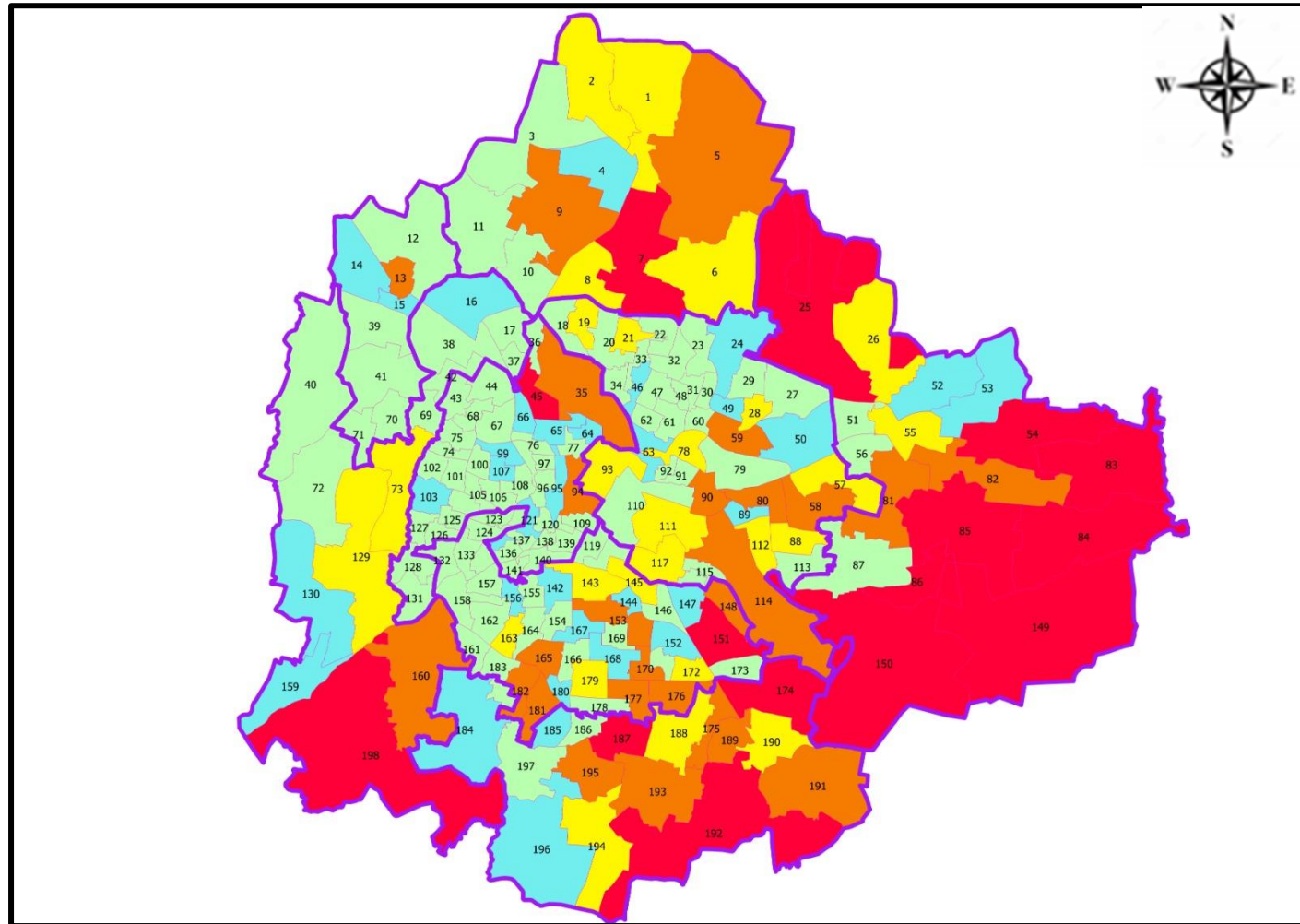
Ward No.	Ward Name	Daily Cases Average
150	Bellanduru	7
174	HSR Layout	6
149	Varthuru	4
84	Hagadur	3
198	Hemmigeपुरa	3
7	Byatarayanapura	2
85	Dodda Nekkundi	2
25	Horamavu	2
54	Hudi	2
83	Kadugodi	2







### Top 10 wards reporting least number of positive cases in last 7 days

Ward No.	Ward Name	Daily Cases Average
171	Gurappanapalya	0
169	Byrasandra	0
161	Hosakerehalli	0
155	Hanumanth Nagar	0
141	Azad Nagar	0
140	Chamrajapet	0
138	Chalavadipalya	0
137	Rayapura	0
136	Jagajivanram Nagar	0
133	Hampinagara	0



# BENGALURU MAP SHOWING INTENSITY OF POSITIVE CASES IN LAST 7 DAYS



-  **Level 1 : 0 to 1 Cases**
-  **Level 2 : 1 to 3 Cases**
-  **Level 3 : 3 to 5 Cases**
-  **Level 4 : 5 to 10 Cases**
-  **Level 5 : More than 10 Cases**
-  **Zone Boundaries**

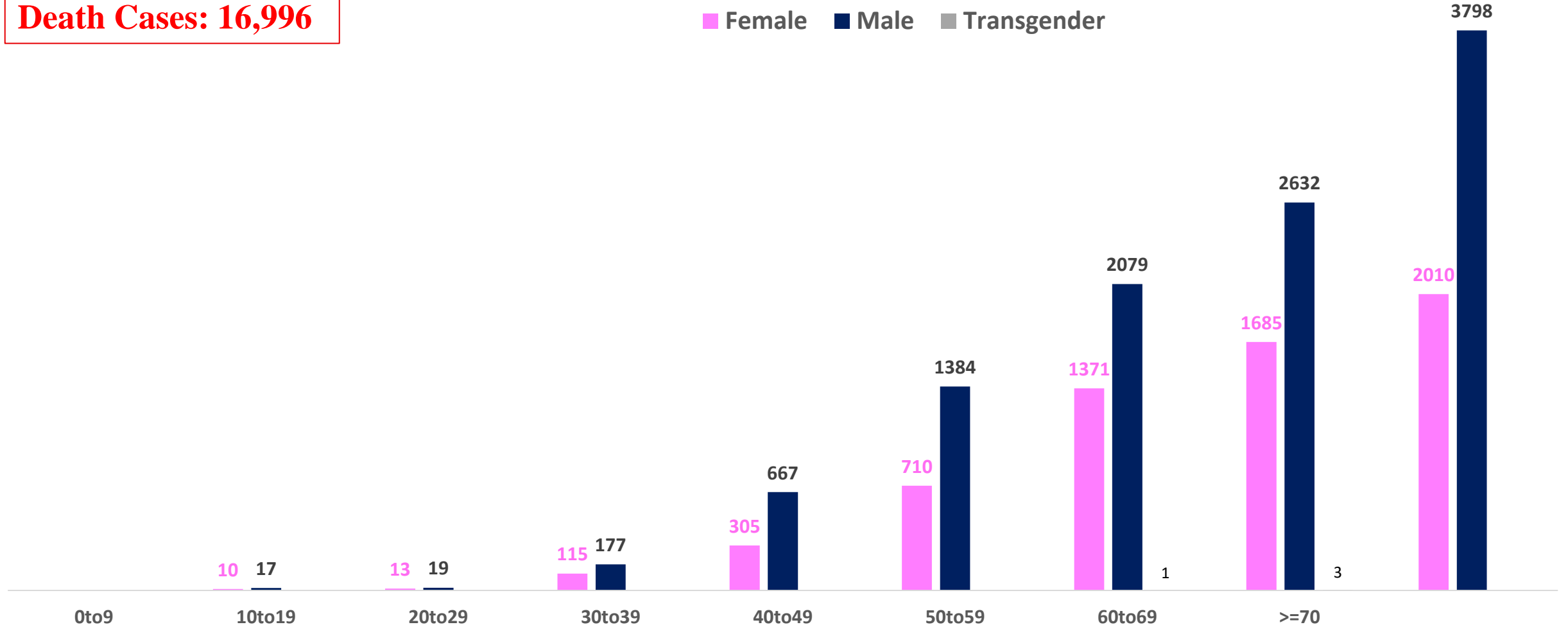




# AGE AND GENDER WISE DISTRIBUTION OF DEATH CASES



**Death Cases: 16,996**





# SNAPSHOT OF COVID-19 CASES IN BENGALURU URBAN



**Total Wards With  
< = 10 Cases\* :  
183**

**Tests Conducted  
on 10.04.2023:  
3,939**

**Recovery  
Rate\*:  
99.05%**

**Total  
Active Cases :  
902**

**Total Vaccinated  
on 10.04.2023:  
74**

**Positivity  
Rate\* :  
5.64%**

**Active  
Rate\*:  
0.05%**

**Case  
Fatality Rate\* :  
0.00%**





\*Total positive cases In the past 7 days

\*CFR and positivity is for Past 7 days



ಬೃಹತ್ ಬೆಂಗಳೂರು ಮಹಾನಗರ ಪಾಲಿಕೆ  
Bruhat Bengaluru Mahanagara Palike



<b>Download BBMP Bulletin</b>	<a href="https://apps.bbmpgov.in/covid19/mediabulletin.php">https://apps.bbmpgov.in/covid19/mediabulletin.php</a>
<b>To register for vaccination :</b>	<a href="https://selfregistration.cowin.gov.in/">https://selfregistration.cowin.gov.in/</a>
<b>BBMP COVID19 Dashboard:</b>	<a href="https://apps.bbmpgov.in/covid19/">https://apps.bbmpgov.in/covid19/</a>
<b>Follow us on:</b>	 <a href="http://www.facebook.com/bbmp.comm1/">www.facebook.com/bbmp.comm1/</a>
	 <a href="https://twitter.com/BBMPCOMM">twitter.com/BBMPCOMM</a>
	  <a href="https://www.instagram.com/BBMPSplHealth">BBMPSplHealth</a>

Issued by:

Honorable Chief Commissioner, BBMP  
Special Commissioner Health, BBMP  
MD, Bengaluru Smart City Limited

**THANK YOU !**

